



FLOWLINK 

# PRODUCTS CATALOG PIPE FITTINGS

---

SAS ECM COMPONENTS - FLOWLINK  
165 avenue des cocardières - ZAC VIA DOMITIA - 34 160 Castries - France  
contact@ecmcomponents.com - Phone: +33 (0) 4 67 61 12 02 - flowlinksa.com



# INDEX

## Pipe Fittings

### Introduction

Thread Information .....	4
How To Order .....	5

### 1. Pipe Fittings

#### 1.1. Connects Female Pipe To Female Pipe

1.1.1. SCN - Close Nipple .....	6
1.1.2. SHN - Hex Nipple .....	6
1.1.3. SHLN - Hex Long Nipple .....	7
1.1.4. SHRN - Hex Reducing Nipple .....	8
1.1.5. SLN - Hex Long Nipple .....	9
1.1.6. SME - Male Elbow .....	10
1.1.7. SMT - Male Tee .....	10

#### 1.2. Connects Female Pipe To Male Pipe

1.2.1. SRB - Reducing Bushing .....	11
-------------------------------------	----

#### 1.3. Connects Male Pipe To Female Pipe

1.3.1. SA - Adapter .....	12
1.3.2. SRA - Reducing Adapter .....	12
1.3.3. SSE - Street Elbow .....	13
1.3.4. SST - Street Tee .....	13
1.3.5. SBT - Branch Tee .....	14

#### 1.4. Connects Male Pipe To Male Pipe

1.4.1. SC - Coupling .....	15
1.4.2. SRC - Reducing Coupling .....	15
1.4.3. SFE - Female Elbow .....	16



1.4.4. SFT - Female Tee ..... 16  
 1.4.5. SUBJ - Union Ball Joints ..... 17

**1.5. Connects Male Pipe**

1.5.1. SPC - Pipe Cap ..... 18

**1.5. Connects Female Pipe**

1.5.1. SPP - Pipe Plug ..... 19

# 1. PIPE FITTINGS

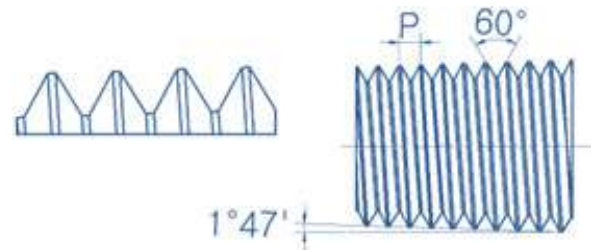
## Introduction

### Thread Information

#### 1) NPT Tapered Pipe Thread

NPT (National Pipe Thread) is based on ANSI B1.20.1.

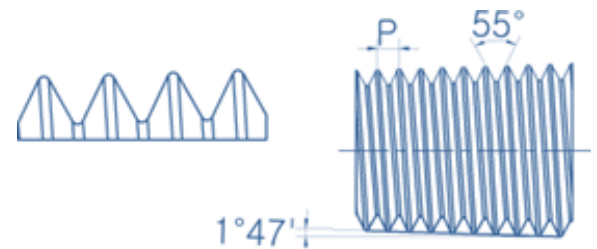
- Tapered thread ( $1^{\circ} 47'$ )
- Truncation of roots and crests are flat
- $60^{\circ}$  thread angle
- Pitch is measured in threads per inch



#### 2) ISO 7/1 Tapered Pipe Thread

International Organization for Standard (ISO 7/1) Tapered (PT)  
Equivalent to BSPT, DIN 2999, JIS B0203

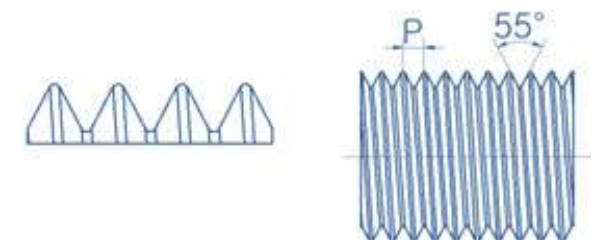
- Tapered thread ( $1^{\circ} 47'$ )
- Truncation of roots and crests are rounded
- $55^{\circ}$  thread angle
- Pitch is measured in threads per inch



#### 3) ISO 228/1 Parallel Pipe Thread

International Organization for Standard (ISO 228/1) Parallel(PF)  
Equivalent to BSPP, DIN ISO228/1, JIS B0202

- Straight thread
- Truncation of roots and crests are rounded
- $55^{\circ}$  thread angle
- Pitch is measured in threads per inch



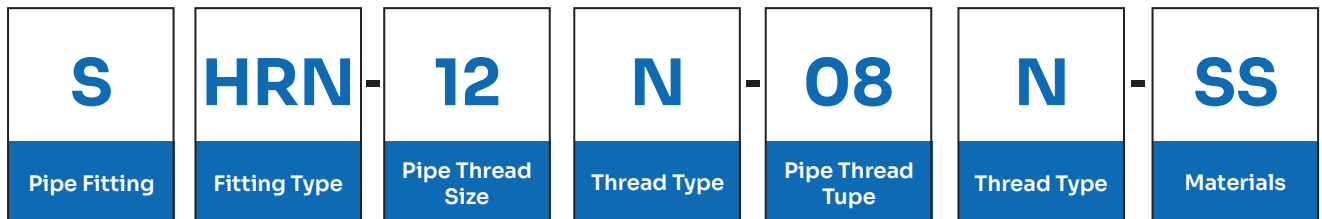
# 1. PIPE FITTINGS

## Introduction

### How To Order

Our pipe fittings are ordered by part number as shown below.

Example: The following part number, SHRN-12N-08N-SS is designated for Hex Reducing Nipple with 3/4" Male NPT and 1/2" Male NPT, 316SS.



Fitting Type	Refer to the part number in the dimension table.
--------------	--

Pipe Thread Size Designation						
Pipe Size (Inch)	1/8	1/4	3/8	1/2	3/4	1
Designator	02	04	06	08	12	16

Thread Type Designation		
	Thread Type	Designator
NPT	National Pipe Thread	N
PT	ISO 7/1 Tapered Pipe Thread	R
PF	ISO 228/1 Parallel Pipe Thread	G

Materials Designation	
Material	Designator
316SS	SS
Brass	BS
Alloy 400	MO

ISO7/1 Tapered Threads (PT) are available for all fractional sizes of pipe Fitting. Add "R" as a suffix instead of "N".  
Dimensions are for reference only and are subject to change without prior notice.

# 1. PIPE FITTINGS

## 1.1. Connects Female Pipe To Female Pipe

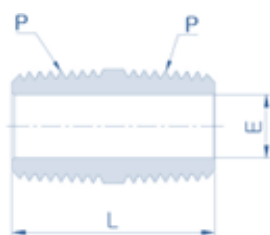
### 1.1.1. SCN - Close Nipple

Part No.	P (NPT)	Dimensions (mm)	
		L	E
SCN-02N	1/8	19.1	4.8
SCN-04N	1/4	28.4	7.0
SCN-06N	3/8	28.4	10.0
SCN-08N	1/2	38.1	12.0
SCN-12N	3/4	38.1	16.0
SCN-16N	1	47.8	22.0

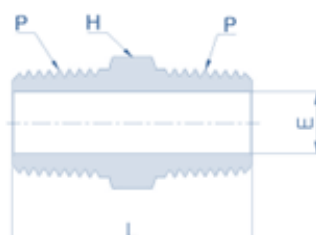
### 1.1.2. SHN - Hex Nipple

Part No.	P (NPT)	Dimensions (mm)			
		L	E	H	
				inch	mm
SHN-02N	1/8	25	4.8	7/16	11.11
SHN-04N	1/4	35	7.0	9/16	14.28
SHN-06N	3/8	36	10.0	11/16	17.46
SHN-08N	1/2	47	12.0	7/8	22.22
SHN-12N	3/4	47	16.0	1-1/16	26.98
SHN-16N	1	59	22.0	1-3/8	34.92

SCN



SHN



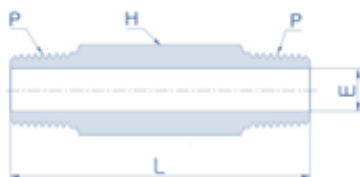
# 1. PIPE FITTINGS

## 1.1. Connects Female Pipe To Female Pipe

### 1.1.3. SHLN - Hex Long Nipple

Part No.	P (NPT)	Dimensions (mm)			
		L	E	H	
				inch	mm
SHLN-02N-1.5	1/8	40	4.8	7/16	11.11
SHLN-02N-2.0		50			
SHLN-02N-2.5		65			
SHLN-02N-3.0		75			
SHLN-02N-4.0		100			
SHLN-04N-1.5	1/4	40	7.0	9/16	14.28
SHLN-04N-2.0		50			
SHLN-04N-2.5		65			
SHLN-04N-3.0		75			
SHLN-04N-4.0		100			
SHLN-04N-6.0		150			
SHLN-06N-2.0	3/8	50	10.0	11/16	17.46
SHLN-06N-3.0		75			
SHLN-06N-4.0		100			
SHLN-08N-2.0	1/2	50	12.0	7/8	22.22
SHLN-08N-3.0		75			
SHLN-08N-4.0		100			
SHLN-08N-6.0		150			
SHLN-12N-3.0	3/4	75	16.0	1-1/16	26.98
SHLN-12N-4.0		100			
SHLN-16N-3.0	1	75	22.0	1-3/8	34.92
SHLN-16N-4.0		100			

#### SHLN



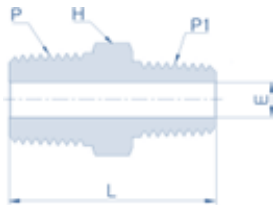
# 1. PIPE FITTINGS

## 1.1. Connects Female Pipe To Female Pipe

### 1.1.4. SHRN - Hex Reducing Nipple

Part No.	P (NPT)	P1 (NPT)	Dimensions (mm)			
			L	E	H	
					inch	mm
SHRN-04N02N	1/4	1/8	31.0	4.8	9/16	14.28
SHRN-06N04N	3/8	1/4	36.0	7.0	11/16	17.46
SHRN-08N04N	1/2	1/4	42.0	7.0	7/8	22.22
SHRN-08N06N	1/2	3/8	42.0	10.0	7/8	22.22
SHRN-12N06N	3/4	3/8	44.0	10.0	1-1/16	26.98
SHRN-12N08N	3/4	1/2	49.0	12.0	1-1/16	26.98
SHRN-16N08N	1	1/2	54.0	12.0	1-3/8	34.92
SHRN-16N12N	1	3/4	54.0	16.0	1-3/8	34.92

#### SHRN



# 1. PIPE FITTINGS

## 1.1. Connects Female Pipe To Female Pipe

### 1.1.5. SLN - Hex Long Nipple

Part No.	P (NPT)	Dimensions (mm)		
		L	E	D
SLN-02N-1.5	1/8	40	5.7	φ10.5
SLN-02N-2.0		50		
SLN-02N-2.5		65		
SLN-02N-3.0		75		
SLN-02N-4.0		100		
SLN-04N-1.5	1/4	40	7.8	φ13.8
SLN-04N-2.0		50		
SLN-04N-2.5		65		
SLN-04N-3.0		75		
SLN-04N-4.0		100		
SLN-04N-6.0		150		
SLN-06N-2.0	3/8	50	10.9	φ17.3
SLN-06N-3.0		75		
SLN-06N-4.0		100		
SLN-08N-2.0	1/2	50	14.3	φ21.7
SLN-08N-3.0		75		
SLN-08N-4.0		100		
SLN-08N-6.0		150		
SLN-12N-3.0	3/4	75	19.4	φ27.2
SLN-12N-4.0		100		
SLN-16N-3.0	1	75	25.0	φ34.0
SLN-16N-4.0		100		

#### SLN



# 1. PIPE FITTINGS

## 1.1. Connects Female Pipe To Female Pipe

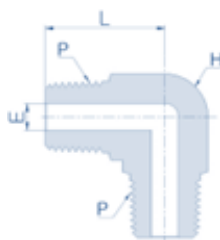
### 1.1.6. SME - Male Elbow

Part No.	P (NPT)	Dimensions (mm)			
		L	E	H	
				inch	mm
SME-02N	1/8	19.5	4.8	7/16	11.11
SME-04N	1/4	23.4	7.0	1/2	12.70
SME-06N	3/8	28.0	10.0	11/16	17.46
SME-08N	1/2	36.8	12.0	13/16	20.63

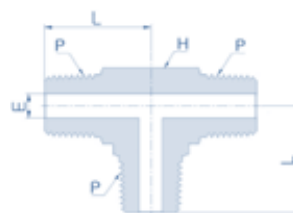
### 1.1.7. SMT - Male Tee

Part No.	P (NPT)	Dimensions (mm)			
		L	E	H	
				inch	mm
SMT-02N	1/8	19.5	4.8	1/2	12.70
SMT-04N	1/4	23.4	7.0	1/2	12.70
SMT-06N	3/8	28.0	10.0	11/16	17.46
SMT-08N	1/2	36.8	12.0	13/16	20.63

SME



SMT



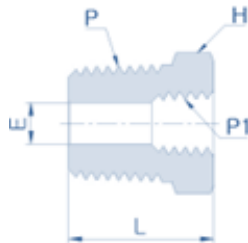
# 1. PIPE FITTINGS

## 1.2. Connects Female Pipe To Male Pipe

### 1.2.1. SRB - Reducing Bushing

Part No.	P (male NPT)	P1 (female NPT)	Dimensions (mm)			
			L	E	H	
					inch	mm
SRB-04N-02N	1/4	1/8	22.0	8.0	9/16	14.28
SRB-06N-04N	3/8	1/4	23.0	11.0	11/16	17.46
SRB-08N-04N	1/2	1/4	28.0	11.0	7/8	22.22
SRB-08N-06N	1/2	3/8	28.0	15.0	7/8	22.22
SRB-12N-04N	3/4	1/4	31.0	11.0	1-1/16	26.98
SRB-12N-06N	3/4	3/8	31.0	15.0	1-1/16	26.98
SRB-12N-08N	3/4	1/2	31.0	18.0	1-1/16	26.98
SRB-16N-08N	1	1/2	35.0	18.0	1-3/8	34.92
SRB-16N-12N	1	3/4	35.0	22.0	1-3/8	34.92

#### SRB



# 1. PIPE FITTINGS

## 1.3. Connects Male Pipe To Female Pipe

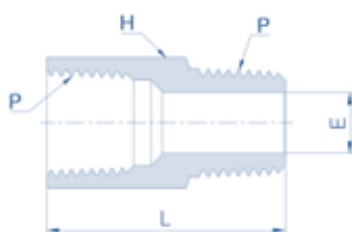
### 1.3.1. SA - Adapter

Part No.	P (NPT)	Dimensions (mm)			
		L	E	H	
				inch	mm
SA-02N	1/8	28.0	4.8	9/16	14.28
SA-04N	1/4	33.0	7.0	3/4	19.05
SA-06N	3/8	36.0	10.0	7/8	22.22
SA-08N	1/2	45.0	12.0	1-1/16	26.98
SA-12N	3/4	50.0	16.0	1-1/4	31.75
SA-16N	1	58.0	22.0	1-5/8	41.27

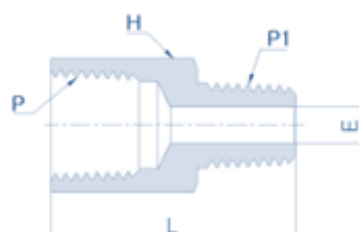
### 1.3.2. SRA - Reducing Adapter

Part No.	P (female NPT)	P1 (male NPT)	Dimensions (mm)			
			L	E	H	
					inch	mm
SRA-04N02N	1/4	1/8	30.0	4.8	3/4	19.05
SRA-06N04N	3/8	1/4	35.0	7.0	7/8	22.22
SRA-08N04N	1/2	1/4	39.0	7.0	1-1/16	26.98
SRA-08N06N	1/2	3/8	41.0	10.0	1-1/16	26.98
SRA-12N06N	3/4	3/8	44.0	10.0	1-1/4	31.75
SRA-12N08N	3/4	1/2	48.0	12.0	1-1/4	31.75
SRA-16N08N	1	1/2	52.0	12.0	1-5/8	41.27
SRA-16N12N	1	3/4	55.0	16.0	1-5/8	41.27

SA



SRA



# 1. PIPE FITTINGS

## 1.3. Connects Male Pipe To Female Pipe

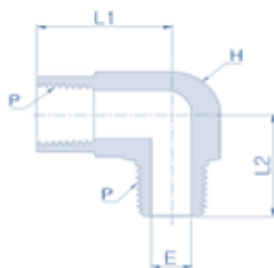
### 1.3.3. SSE - Street Elbow

Part No.	P (NPT)	Dimensions (mm)				
		L1	L2	E	H	
					inch	mm
SSE-02N	1/8	26.4	22.1	4.8	1/2	12.70
SSE-04N	1/4	29.7	29.7	7.0	11/16	17.46
SSE-06N	3/8	36.1	32.0	10.0	13/16	20.63
SSE-08N	1/2	39.6	39.6	12.0	1	25.40

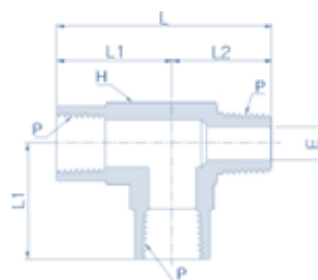
### 1.3.4. SST - Street Tee

Part No.	P (NPT)	Dimensions (mm)				
		L1	L2	E	H	
					inch	mm
SST-02N	1/8	26.4	22.1	4.8	1/2	12.70
SST-04N	1/4	29.7	29.7	7.0	11/16	17.46
SST-06N	3/8	36.1	32.0	10.0	13/16	20.63
SST-08N	1/2	39.6	39.6	12.0	1	25.40

SSE



SST



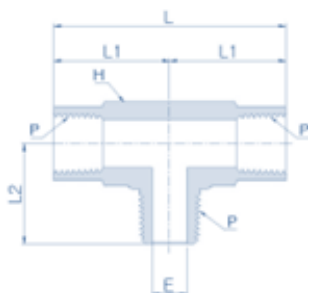
# 1. PIPE FITTINGS

## 1.3. Connects Male Pipe To Female Pipe

### 1.3.5. SBT - Branch Tee

Part No.	P (NPT)	Dimensions (mm)				
		L1	L2	E	H	
					inch	mm
SBT-02N	1/8	26.4	22.1	4.8	1/2	12.70
SBT-04N	1/4	29.7	29.7	7.0	11/16	17.46
SBT-06N	3/8	36.1	32.0	10.0	13/16	20.63
SBT-08N	1/2	39.6	39.6	12.0	1	25.40

#### SBT



# 1. PIPE FITTINGS

## 1.4. Connects Male Pipe To Male Pipe

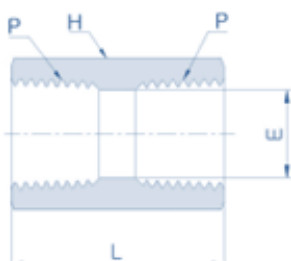
### 1.4.1. SC - Coupling

Part No.	P (NPT)	Dimensions (mm)			
		L	E	H	
				inch	mm
SC-02N	1/8	21.0	8.0	9/16	14.28
SC-04N	1/4	30.0	11.0	3/4	19.05
SC-06N	3/8	30.0	15.0	7/8	22.22
SC-08N	1/2	40.0	18.0	1-1/16	26.98
SC-12N	3/4	42.0	22.0	1-1/4	31.75
SC-16N	1	51.0	25.0	1-5/8	41.27

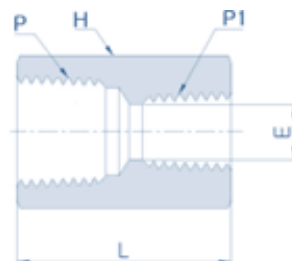
### 1.4.2. SRC - Reducing Coupling

Part No.	P (NPT)	P1 (NPT)	Dimensions (mm)			
			L	E	H	
					inch	mm
SRC-04N02N	1/4	1/8	30.0	8.0	3/4	19.05
SRC-06N04N	3/8	1/4	30.0	11.0	7/8	22.22
SRC-08N04N	1/2	1/4	40.0	11.0	1-1/16	26.98
SRC-08N06N	1/2	3/8	40.0	15.0	1-1/16	26.98
SRC-12N06N	3/4	3/8	42.0	15.0	1-1/4	31.75
SRC-12N08N	3/4	1/2	42.0	18.0	1-1/4	31.75
SRC-16N08N	1	1/2	51.0	18.0	1-5/8	41.27
SRC-16N12N	1	3/4	51.0	22.0	1-5/8	41.27

SC



SRC



ISO7/1 Tapered Threads (PT) are available for all fractional sizes of pipe Fitting. Add "R" as a suffix instead of "N". Dimensions are for reference only and are subject to change without prior notice.

# 1. PIPE FITTINGS

## 1.4. Connects Male Pipe To Male Pipe

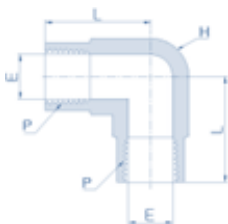
### 1.4.3. SFE - Female Elbow

Part No.	P (NPT)	Dimensions (mm)			
		L	E	H	
				inch	mm
SFE-02N	1/8	26.4	8.6	1/2	12.70
SFE-04N	1/4	29.7	11.4	11/16	17.46
SFE-06N	3/8	36.0	14.9	13/16	20.63
SFE-08N	1/2	39.6	18.5	1	25.40

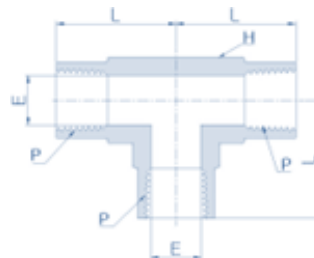
### 1.4.4. SFT - Female Tee

Part No.	P (NPT)	Dimensions (mm)			
		L	E	H	
				inch	mm
SFT-02N	1/8	26.4	8.6	1/2	12.70
SFT-04N	1/4	29.7	11.4	11/16	17.46
SFT-06N	3/8	36.1	14.9	13/16	20.63
SFT-08N	1/2	39.6	18.5	1	25.40

SFE



SFT



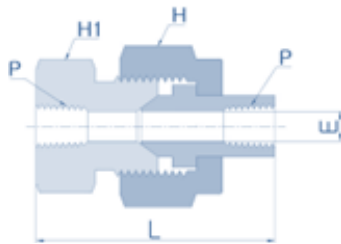
# 1. PIPE FITTINGS

## 1.4. Connects Male Pipe To Male Pipe

### 1.4.5. SUBJ - Union Ball Joints

Part No.	P (NPT)	Dimensions (mm)					
		L	E	H		H1	
				inch	mm	inch	mm
SUBJ-04N	1/4	59.4	9.1	1-3/8	34.92	1-3/16	30.16
SUBJ-06N	3/8	63.5	13.2	1-1/2	38.10	1-1/4	31.75
SUBJ-08N	1/2	68.3	15.7	1-3/4	44.45	1-5/8	41.27
SUBJ-12N	3/4	79.2	22.4	2-1/8	53.97	1-7/8	47.62
SUBJ-16N	1	90.4	26.2	2-1/2	63.50	2-3/8	60.32

#### SUBJ



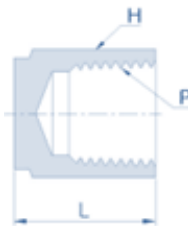
# 1. PIPE FITTINGS

## 1.5. Connects Male Pipe

### 1.5.1. SPC - Pipe Cap

Part No.	P (NPT)	Dimensions (mm)		
		L	H	
			inch	mm
SPC-02N	1/8	19.0	9/16	14.28
SPC-04N	1/4	23.0	3/4	19.05
SPC-06N	3/8	23.0	7/8	22.22
SPC-08N	1/2	34.0	1-1/16	26.98
SPC-12N	3/4	34.0	1-1/4	31.75
SPC-16N	1	41.0	1-5/8	41.27

#### SPC



# 1. PIPE FITTINGS

## 1.6. Connects Female Pipe

### 1.6.1 SPP - Pipe Plug

Part No.	P (NPT)	Dimensions (mm)		
		L	H	
			inch	mm
SPP-02N	1/8	19.0	7/16	11.11
SPP-04N	1/4	24.0	9/16	14.28
SPP-06N	3/8	25.0	11/16	17.46
SPP-08N	1/2	31.0	7/8	22.22
SPP-12N	3/4	31.0	1-1/16	26.98
SPP-16N	1	38.0	1-3/8	34.92

#### SPP





**ECM COMPONENTS - FLOWLINK**

**165 Avenue des Cocardières, ZAC VIA DOMITIA**

**34160 Castries, France**

**Tel: +33 (0) 4 67 61 12 02**

**E-mail: [contact@ecmcomponents.com](mailto:contact@ecmcomponents.com)**

**Website: [flowlinksa.com](http://flowlinksa.com)**

