



FLOWLINK 

PRODUCTS CATALOG

METAL FACE SEAL FITTINGS

SAS ECM COMPONENTS - FLOWLINK
165 avenue des cocardières - ZAC VIA DOMITIA - 34 160 Castries - France
contact@ecmcomponents.com - Phone: +33 (0) 4 67 61 12 02 - flowlinksa.com



INDEX

Metal Face Seal Fittings

Introduction

How To Order	4
Typical Assemblies	4

1. Metal Face Seal (UCR) Fittings

1.1. Glands

1.1.1. HMGS - Micro Gland S	5
1.1.2. HMGL - Micro Gland L	5
1.1.3. HSGS - Short Gland S	6
1.1.4. HSGL - Short Gland L	6
1.1.5. HLGS - Long Gland S	
1.1.5.1. HLGS (1)	7
1.1.5.2. HLGS (2)	7
1.1.6. HLGL - Long Gland S	8
1.1.7. HSGSW - Short Gland Socket Weld	8
1.1.8. HLGSW - Long Gland Socket Weld	8
1.1.9. HLGRSW - Long Gland Reducing Socket Weld	9
1.1.10. HBG - Blind Gland	9

1.2. Caps, Plugs, Nuts & Gaskets

1.2.1. HCP - UCR Cap	10
1.2.2. HP - UCR Plug	10
1.2.3. HFN - UCR Female Nut	11
1.2.4. HMN - UCR Male Nut	11
1.2.5. HGT - UCR Gasket	12
1.2.6. HGTR - UCR Gasket Retained	12
1.2.7. HGTB - UCR Gasket Blind	13



1.2.8. Material Of Gaskets 13

1.3. High Flow Components

1.3.1. HHG - High Flow Gland 14
 1.3.2. HHA - High Flow Adapter 14
 1.3.3. HHBA - High Flow Bulkhead Adapter 14
 1.3.4. HHFN - High Flow Female Nut 15
 1.3.5. HHMN - High Flow Male Nut 15

2. UCR Threaded Fittings

2.1. UCR To UCR

2.1.1. HDMU - Double Male Union 16
 2.1.2. HDRMU - Double Reducing Male Union 16
 2.1.3. HDBMU - Double Bulkhead Male Union 16
 2.1.4. HDRFU - Double Reducing Female Union 17
 2.1.5. HUE - Union Elbow 17
 2.1.6. HUT - Union Tee 17
 2.1.7. HUC - Union Cross 18
 2.1.8. HRA - Reducing Adapter 18
 2.1.9. HRB - Reducing Bushing 19
 2.1.10. HC - Coupling 19

2.2. UCR To TBW (Tube Butt Weld)

2.2.1. HBWA - TBW Adapter 20
 2.2.2. HBWBA - TBW Bulkhead Adapter 20

2.3. UCR

2.3.1. HGC - Connector 21
 2.3.2. HGBC - Bulkhead Connector 21

2.4. UCR To Thread

2.4.1. HUMC - UCR Male Connector 22
 2.4.2. HUME - UCR Male Elbow 22
 2.4.3. HUFC - UCR Female Connector 23

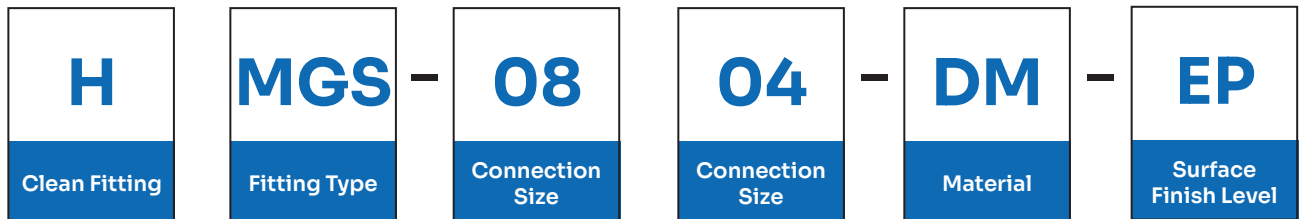
METAL FACE SEAL FITTINGS

Introduction

How To Order

Our weld fittings are ordered by part number as shown below.

Example : The following part number, HMGS-0804-DM-EP is designated for Micro Gland S, 1/2" UCR, 1/4" Tube O.D, Double Melting SS316L, Electro Polished.



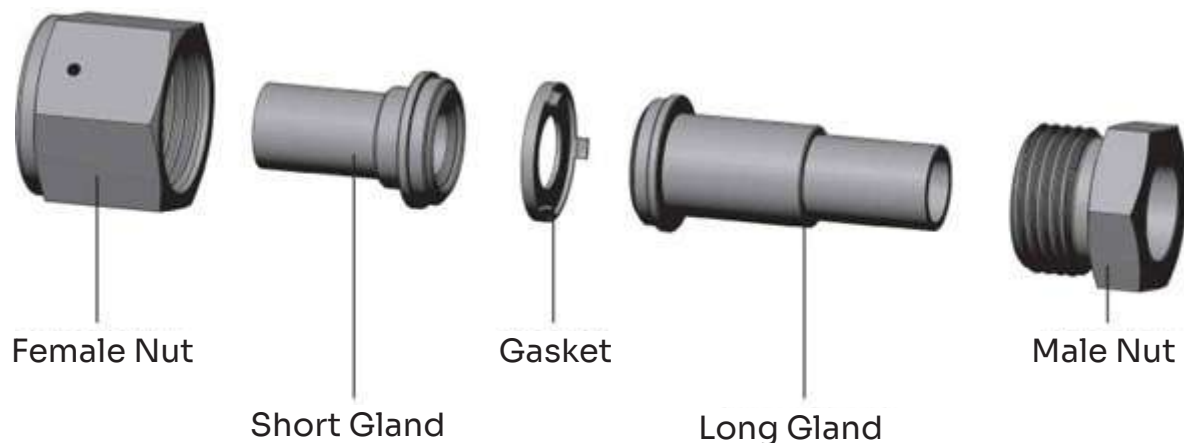
Fitting Type	Refer to the part number in the dimension table.
--------------	--

Connection Size							
Fractional (Inch) Tube O.D. Designation							
Tube O.D.	inch	1/8	1/4	3/8	1/2	3/4	1
	mm	3.17	6.35	9.52	12.7	19.05	25.4
Designator		02	04	06	08	12	16
UCR (Metal Face Seal) Size Designator							
UCR Size		1/4	1/2	3/4	1		
Designator		04	08	12	16		

Materials	
DM	SS316L - Double Melting
SM	SS316L - Single Melting
SL	SS316L
NI	Nickel

Surface Finish Level	
BA	BA - Bright Annealing
EP	EP - Electro Polished

Typical Assemblies



Female Nut

Short Gland

Gasket

Long Gland

Male Nut

1. METAL FACE SEAL (UCR) FITTINGS

1.1. Glands

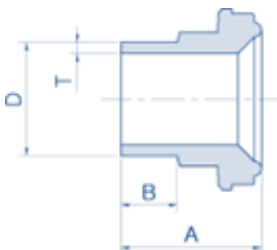
1.1.1. HMGS - Micro Gland S

Part No.	UCR Size (inch)	Tube O.D.D		Tube W.T.T		Dimensions (mm)	
		inch	mm	inch	mm	A	B
HMGS-04-	1/4	1/4	6.35	0.039	1	30.5	6.35
HMGS-0804-	1/2	1/4	6.35		1	32.8	
HMGS-0806-	1/2	3/8	9.52		1		
HMGS-08-	1/2	1/2	12.7	0.049	1.24		

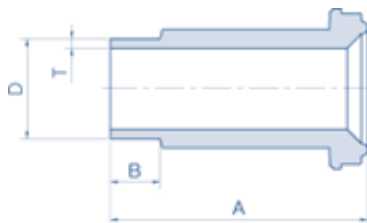
1.1.2. HMGL - Micro Gland L

Part No.	UCR Size (inch)	Tube O.D.D		Tube W.T.T		Dimensions (mm)	
		inch	mm	inch	mm	A	B
HMGL-04-	1/4	1/4	6.35	0.039	1	30.5	6.35
HMGL-0804-	1/2	1/4	6.35		1	19.45	
HMGL-0806-	1/2	3/8	9.52		1		
HMGL-08-	1/2	1/2	12.7	0.049	1.24		

HMGS



HMGL



1. METAL FACE SEAL (UCR) FITTINGS

1.1. Glands

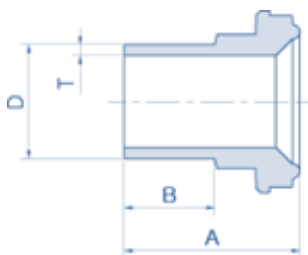
1.1.3. HSGS - Short Gland S

Part No.	UCR Size (inch)	Tube O.D.D		Tube W.T.T		Dimensions (mm)	
		inch	mm	inch	mm	A	B
HSGS-04-	1/4	1/4	6.35	0.039	1	18.95	10
HSGS-0804-	1/2	1/4	6.35		1	19.45	
HSGS-0806-	1/2	3/8	9.52		1		
HSGS-08-	1/2	1/2	12.7	0.049	1.24		

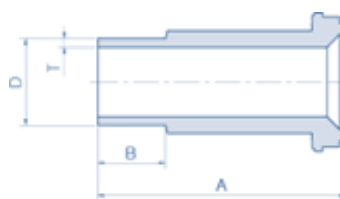
1.1.4. HSGL - Short Gland L

Part No.	UCR Size (inch)	Tube O.D.D		Tube W.T.T		Dimensions (mm)	
		inch	mm	inch	mm	A	B
HSGL-0402-	1/4	1/8	3.17	0.028	0.71	28	10
HSGL-04-	1/4	1/4	6.35	0.039	1	34.15	
HSGL-0804-	1/2	1/4	6.35		1	36.45	
HSGL-0806-	1/2	3/8	9.52		1		
HSGL-08-	1/2	1/2	12.7	0.049	1.24		

HSGS



HSGL



1. METAL FACE SEAL (UCR) FITTINGS

1.1. Glands

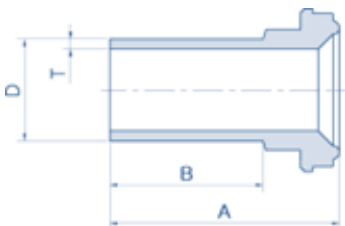
1.1.5.1. HLGS (1) - Long Glans S

Part No.	UCR Size (inch)	Tube O.D.D		Tube W.T.T		Dimensions (mm)	
		inch	mm	inch	mm	A	B
HLGS-0402-	1/4	1/8	3.17	0.028	0.71	28	19.05
HLGS-04-	1/4	1/4	6.35	0.039	1		
HLGS-0804-	1/2	1/4	6.35		1		
HLGS-0806-	1/2	3/8	9.52		1		
HLGS-08-	1/2	1/2	12.7	0.049	1.24		
HLGS-12-	3/4	3/4	19.05	0.065	1.65	32	20.6
HLGS-16-	1	1	25.4	0.065	1.65	38.6	19.05

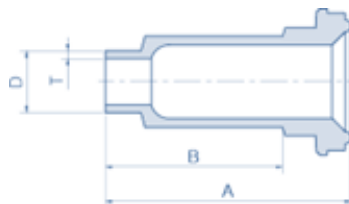
1.1.5.2. HLGS (2) - Long Glans S

Part No.	UCR Size (inch)	Tube O.D.D		Tube W.T.T		Dimensions (mm)	
		inch	mm	inch	mm	A	B
HLGS-0402-33.5-	1/4	1/8	3.17	0.028	0.71	33.5	20

HLGS (1)



HLGS (2)



1. METAL FACE SEAL (UCR) FITTINGS

1.1. Glands

1.1.6.HLGL - Long Gland L

Part No.	UCR Size (inch)	Tube O.D.D		Tube W.T.T		Dimensions (mm)	
		inch	mm	inch	mm	A	B
HLGL-04-	1/4	1/4	6.35	0.039	1	43.2	19.05
HLGL-0804-	1/2	1/4	6.35		1	45.5	
HLGL-0806-	1/2	3/8	9.52		1		
HLGL-08-	1/2	1/2	12.7	0.049	1.24		
HLGL-12-	3/4	3/4	19.05	0.065	1.65	52	20.6
HLGL-16-	1	1	25.4	0.065	1.65	58.9	19.05

1.1.7. HSGSW - Short Gland/Socket Weld

Part No.	UCR Size (inch)	Tube O.D.D		Tube W.T.T		Dimensions (mm)		
		inch	mm	inch	mm	A	B	E
HSGSW-04T-	1/4	1/4	6.35	0.039	1	12.7	7.1	4.35

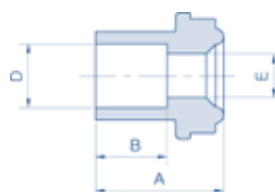
1.1.8. HLGSW - Long Gland/Socket Weld

Part No.	UCR Size (inch)	Tube O.D.D		Tube W.T.T		Dimensions (mm)		
		inch	mm	inch	mm	A	B	E
HLGSW-04-	1/4	1/4	6.35	0.039	1	33.3	7.1	4.35
HLGSW-0806-	1/2	3/8	9.52		1	38.1	7.9	7.53
HLGSW-08-	1/2	1/2	12.7	0.049	1.24			9.6
HLGSW-12-	3/4	3/4	19.05	0.065	1.65	50.8	11.2	15.75
HLGSW-16-	1	1	25.4	0.065	1.65	56.4	15.7	22.1

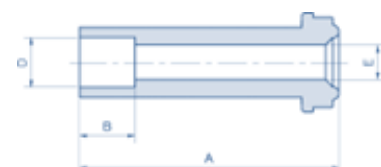
HLGL



HSGSW



HSGS



1. METAL FACE SEAL (UCR) FITTINGS

1.1. Glands

1.1.9. HLGRSW - Long Gland/Reducing Socket Weld

Part No.	UCR Size (inch)	Tube O.D.D		Tube W.T.T		Dimensions (mm)		
		inch	mm	inch	mm	A	B	E
HLGRSW-0402-	1/4	1/8	3.17	0.028	0.71	33.3	2.5	2.3
HLGRSW-0804-	1/2	1/4	6.35	0.039	1	38.1	7.1	4.35

1.1.10. HBG - Blind Gland

Part No.	UCR Size (inch)	Tube O.D.D		Dimensions (mm)
		inch	mm	A
HBG-04-	1/4	1/4	6.35	33.3
HBG-08-	1/2	1/2	12.7	38.1
HBG-12-	3/4	3/4	19.05	50.8
HBG-16-	1	1	25.4	50.4

HLGRSW



HBG



1. METAL FACE SEAL (UCR) FITTINGS

1.2. Caps, Plugs, Nuts & Gaskets

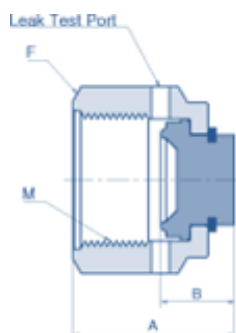
1.2.1. HCP - UCR Cap

Part No.	UCR Size (inch)	Dimensions (mm)			M
		A	B	F	
HCP-04-	1/4	22.9	11.3	19.05	9/16-18UNF
HCP-08-	1/2	25.6	12.2	26.98	7/8-14UNF
HCP-12-	3/4	32.8	13.7	38.1	1 1/4-18UNF
HCP-16-	1	39.4	16	46.04	1 1/2-20UNF

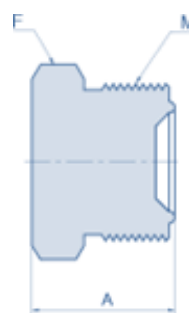
1.2.2. HP - UCR Plug

Part No.	UCR Size (inch)	Dimensions (mm)		M
		A	F	
HP-04-	1/4	23.2	17.46	9/16-18UNF
HP-08-	1/2	27.3	23.81	7/8-14UNF
HP-12-	3/4	36.3	34.92	1 1/4-18UNF
HP-16-	1	38.6	47.68	1 1/2-20UNF

HCP



HP



1. METAL FACE SEAL (UCR) FITTINGS

1.2. Caps, Plugs, Nuts & Gaskets

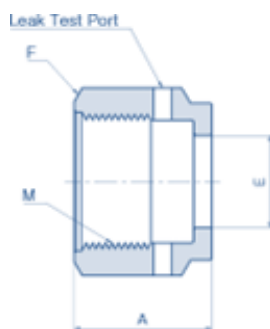
1.2.3. HFN - UCR Female Nut

Part No.	UCR Size (inch)	Dimensions (mm)			M
		A	E	F	
HFN-04-	1/4	20.5	9	19.05	9/16-18UNF
HFN-08-	1/2	22.5	15.3	26.98	7/8-14UNF
HFN-12-	3/4	28.4	22.6	38.1	1 1/4-18UNF
HFN-16-	1	34	30.5	46.04	1 1/2-20UNF

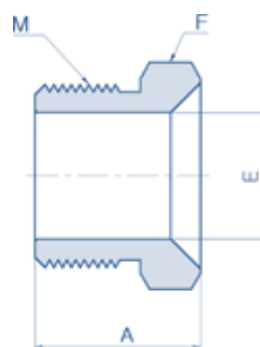
1.2.4. HMN - UCR Male Nut

Part No.	UCR Size (inch)	Dimensions (mm)			M
		A	E	F	
HMN-04-	1/4	18	9.1	15.88	9/16-18UNF
HMN-08-	1/2	20	15	23.81	7/8-14UNF
HMN-12-	3/4	25.4	22.6	34.92	1 1/4-18UNF
HMN-16-	1	30.2	30.5	41.27	1 1/2-20UNF

HFN



HMN



1. METAL FACE SEAL (UCR) FITTINGS

1.2. Caps, Plugs, Nuts & Gaskets

1.2.5. HGT - UCR Gasket

Part No.	UCR Size (inch)	Dimensions (mm)		
		E	D	T
HGT-04-	1/4	5.6	11.8	0.75
HGT-08-	1/2	11	19.3	
HGT-12-	3/4	17	28.1	
HGT-16-	1	22.6	34.8	

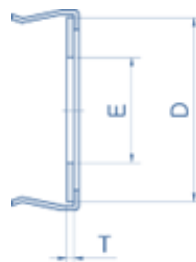
1.2.6. HGTR - UCR Gasket Retained

Part No.	UCR Size (inch)	Dimensions (mm)		
		E	D	T
HGTR-04-	1/4	5.6	11.8	0.75
HGTR-08-	1/2	11	19.3	
HGTR-12-	3/4	17	28.1	
HGTR-16-	1	22.6	34.8	

HGT



HGTR



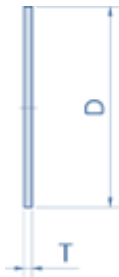
1. METAL FACE SEAL (UCR) FITTINGS

1.2. Caps, Plugs, Nuts & Gaskets

1.2.7. HGTB - UCR Gasket Blind

Part No.	UCR Size (inch)	Dimensions (mm)	
		D	T
HGTB-04-	1/4	11.8	0.75
HGTB-08-	1/2	19.3	
HGTB-12-	3/4	28.1	
HGTB-16-	1	34.8	

HGTB



1.2.8. Materials Of Gaskets

Every gaskets are available with **Nickel** and **SS316L**.
To order, add the material designator to the end of part number.

Examples:

- HGT-08-NI: Gasket, 1/2", Nickel
- HGTR-04-SS: Retained Gasket, 1/4", SS316L

1. METAL FACE SEAL (UCR) FITTINGS

1.3. High Flow Components

1.3.1. HHG - High Flow Gland

Part No.	UCR Size (inch)	Tube O.D.D		Tube W.T.T		Dimensions (mm)		
		inch	mm	inch	mm	A	B	E
HHG-0406-	1/4	3/8	9.52	0.039	1	28.7	19.05	6.2
HHG-0406L-	1/4	3/8	9.52	0.039	1	33.3	28.5	6.2

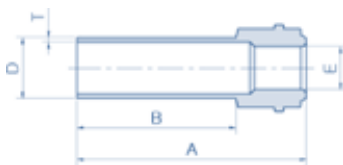
1.3.2. HHA - High Flow Adapter

Part No.	UCR Size (inch)	Tube O.D.D		Tube W.T.T		Dimensions (mm)			M
		inch	mm	inch	mm	A	B	E	
HHG-0406-	1/4	3/8	9.52	0.039	1	28.7	19.05	6.2	9/16-18UNF

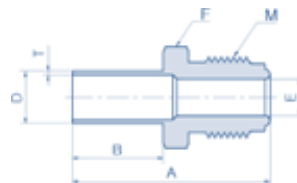
1.3.3. HHBA - High Flow Bulkhead Adapter

Part No.	UCR Size (inch)	Tube O.D.D		Tube W.T.T		Dimensions (mm)					M	Panel Hole Size
		inch	mm	inch	mm	A	B	E	F	H		
HHBA-0406-	1/4	3/8	9.52	0.039	1	59.8	19.05	6.3	19.05	19.05	9/16-18UNF	15

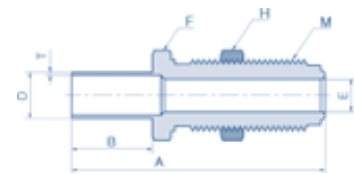
HHG



HHA



HHBA



1. METAL FACE SEAL (UCR) FITTINGS

1.3. High Flow Components

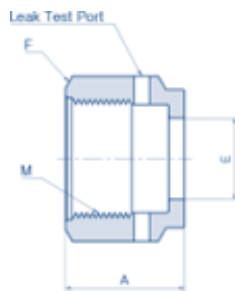
1.3.4. HHFN - High Flow Female Nut

Part No.	UCR Size (inch)	Dimensions (mm)			M
		A	E	F	
HHFN-04-	1/4	17.3	11.5	19.05	9/16-18UNF

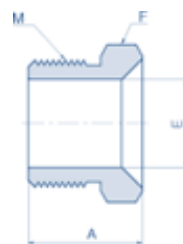
1.3.5. HHMN - High Flow Male Nut

Part No.	UCR Size (inch)	Dimensions (mm)			M
		A	E	F	
HHMN-04-	1/4	18	9.9	15.88	9/16-18UNF

HHG



HHA



2. UCR Threaded Fittings

2.1. UCR To UCR

2.1.1. HDMU - Double Male Union

Part No.	UCR Size (inch)	Dimensions (mm)			M
		A	E	F	
HDMU-04-	1/4	39.4	4.57	15.87	9/16-18UNF
HDMU-08-	1/2	47.2	10.22	23.8	7/8-14UNF
HDMU-12-	3/4	62	15.7	33.33	1 1/4-18UNF
HDMU-16-	1	65.8	22.1	41.27	1 1/2-20UNF

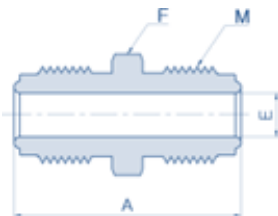
2.1.2. HDRMU - Double Reducing Male Union

Part No.	UCR Size (inch)		Dimensions (mm)				M	M1
			A	E	E1	F		
HDR-MU-0804-	1/2	1/4	43.4	10.22	4.57	23.8	7/8-14UNF	9/16-18UNF

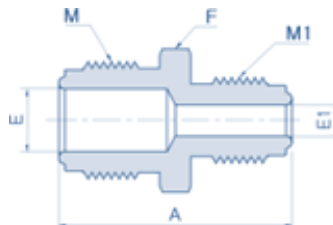
2.1.3. HDBMU - Double Bulkhead Male Union

Part No.	UCR Size (inch)	Dimensions (mm)					M	Panel Hole Size
		A	B	E	F	H		
HDBMU-04-	1/4	56.6	33.7	4.57	19.05	19.05	9/16-18UNF	15
HDBMU-08-	1/2	65.3	37.6	10.22	26.98	26.98	7/8-14UNF	23

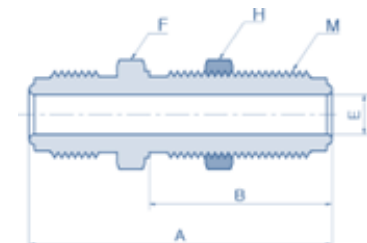
HDMU



HDRMU



HDBMU



2. UCR Threaded Fittings

2.1. UCR To UCR

2.1.4. HDRFU - Double Reducing Female Union

Part No.	UCR Size (inch)		Dimensions (mm)				M	M1
			A	B	E	F		
HDR-FU-0804-	1/2	1/4	34.6	6	4.35	26.98	7/8-14UNF	9/16-18UNF

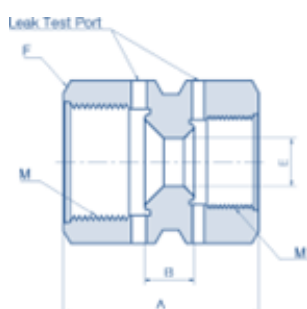
2.1.5. HUE - Union Elbow

Part No.	UCR Size (inch)	Dimensions (mm)			M
		L	E	F	
HUE-04-	1/4	27.2	4.35	12.7	9/16-18UNF
HUE-08-	1/2	36.8	10.22	20.63	7/8-14UNF
HUE-12-	3/4	48.8	15.75	31.75	1 1/4-18UNF
HUE-16-	1	50.8	22.1	42.86	1 1/2-20UNF

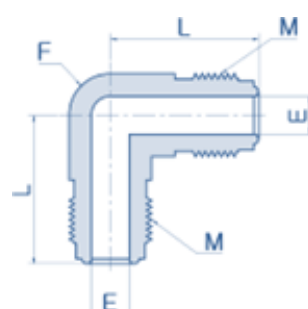
2.1.6. HUT - Union Tee

Part No.	UCR Size (inch)	Dimensions (mm)				M
		A	E	L	F	
HUT-04-	1/4	54.4	4.35	27.2	12.7	9/16-18UNF
HUT-08-	1/2	73.87	10.22	36.8	20.63	7/8-14UNF
HUT-12-	3/4	97.5	15.75	48.8	31.75	1 1/4-18UNF
HUT-16-	1	102	22.1	50.8	42.86	1 1/2-20UNF

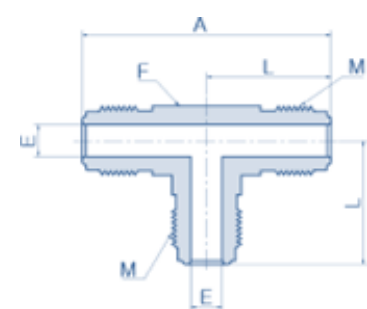
HDRFU



HUE



HUT



2. UCR Threaded Fittings

2.1. UCR To UCR

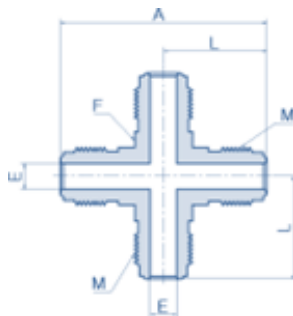
2.1.7. HUC - Union Cross

Part No.	UCR Size (inch)	Dimensions (mm)				M
		A	E	L	F	
HUC-04-	1/4	54.4	4.35	27.2	12.7	9/16-18UNF
HUC-08-	1/2	73.87	10.22	36.8	20.63	7/8-14UNF
HUC-12-	3/4	97.5	15.75	48.8	31.75	1 1/4-18UNF
HUC-16-	1	102	22.1	50.8	42.86	1 1/2-20UNF

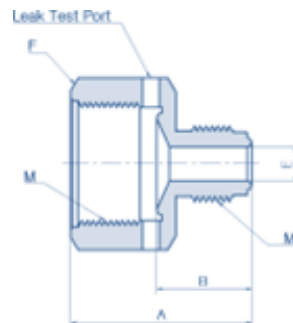
2.1.8. HRA - Reducing Adapter

Part No.	UCR Size (inch)		Dimensions (mm)				M (Female)	M1 (Male)
	A	B	E	F				
HRA-0804-	1/2	1/4	35.8	21.6	4.35	26.98	7/8-14UNF	9/16-18UNF

HUC



HRA



2. UCR Threaded Fittings

2.1. UCR To UCR

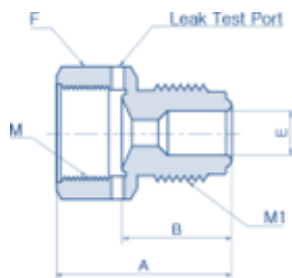
2.1.9. HRB - Reducing Bushing

Part No.	UCR Size (inch)		Dimensions (mm)				M (Female)	M1 (Male)
			A	B	E	F		
HRB-0804-	1/2	1/4	35.8	23.1	4.35	23.81	9/16-18UNF	7/8-14UNF

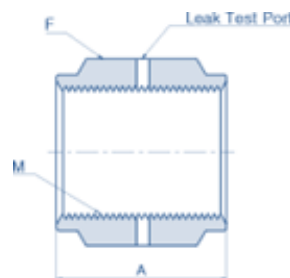
2.1.10. HC - Coupling

Part No.	UCR Size (inch)	Dimensions (mm)		M (Female)
		A	H	
HC-04-	1/4	30.2	19.05	9/16-18UNF
HC-08-	1/2	33.3	26.98	7/8-14UNF
HC-12-	3/4	42.7	38.1	1 1/4-18UNF
HC-16-	1	51.8	44.45	1 1/2-20UNF

HRB



HC



2. UCR Threaded Fittings

2.2. UCR To TBW (Tube Butt Weld)

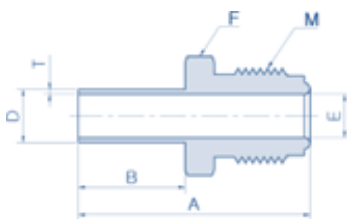
2.2.1. HBWA - TBW Adapter

Part No.	UCR Size (inch)	Tube O.D.D		Tube W.T.T		Dimensions (mm)				M
		inch	mm	inch	mm	A	B	E	F	
HBWA-04-	1/4	1/4	6.35	0.039	1	42.65	19.05	4.35	15.88	9/16-18UNF
HBWA-0806-	1/2	3/8	9.52		1	46.7		10.22	23.81	7/8-14UNF
HBWA-08-	1/2	1/2	12.7	0.049	1.24	46.7		10.22	23.81	7/8-14UNF

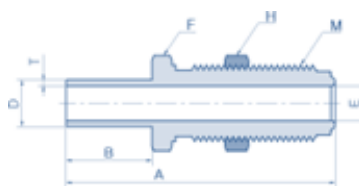
2.2.2. HBWBA - TBW Bulkhead Adapter

Part No.	UCR Size (inch)	Tube O.D.D		Tube W.T.T		Dimensions (mm)				M	Panel Hole Size
		inch	mm	inch	mm	A	B	F	H		
HBWBA-04-	1/2	1/4	6.35	0.039	1	59.85	19.05	19.05	19.05	9/16-18UNF	15
HBWBA-0804-	1/2	3/8	9.52		1	65.25		26.98	26.98	7/8-14UNF	23
HBWBA-08-	1/2	1/2	12.7	0.049	1.24	71.3		38.1	38.1	1 1/4-18UNF	32

HBWA



HBWBA



2. UCR Threaded Fittings

2.3. UCR

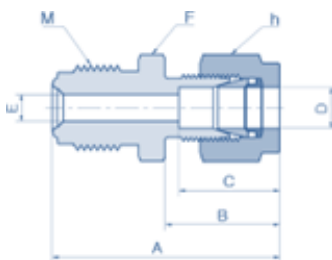
2.3.1. HGC - Connector

Part No.	UCR Size (inch)	Tube O.D.D		Dimensions (mm)						M
		inch	mm	A	B	C	E	F	h	
HGC-0402-	1/4	1/8	3.17	38.9	15.2	12.7	2.3	15.87	11.11	9/16-18UNF
HGC-04-	1/4	1/4	6.35	41.1	17.8	15.2	4.6	15.87	14.28	9/16-18UNF
HGC-0806-	1/2	3/8	9.52	46.7	19.3	16.8	7.1	23.81	17.46	7/8-14UNF
HGC-08-	1/2	1/2	12.7	49.5	21.8	22.9	10.2	23.81	22.22	7/8-14UNF

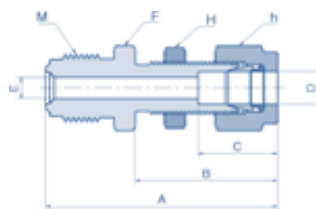
2.3.2. HGBC - Bulkhead Connector

Part No.	UCR Size (inch)	Tube O.D.D		Dimensions (mm)							M	Panel Hole Size
		inch	mm	A	B	C	E	F	H	h		
HGBC-04	1/4	1/4	6.35	57.2	33.5	15.2	4.6	15.87	15.87	14.28	9/16-18UNF	11.5
HGBC-0806-	1/2	3/8	9.52	64.5	36.8	16.8	7.1	23.81	23.81	17.46	7/8-14UNF	14.7
HGBC-08-	1/2	1/2	12.7	69.6	41.9	22.9	10.2	23.81	23.81	22.22	7/8-14UNF	19.4

HGC



HGBC



2. UCR Threaded Fittings

2.4. UCR To Thread

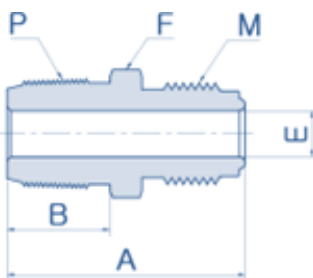
2.4.1. HUMC - UCR Male Connector

Part No.	UCR Size (inch)	Thread Size P-NPT (mm)	Dimensions (mm)				M
			A	B	E	F	
HUMC-0402N-	1/4	1/8	33.3	9.6	4.35	15.9	9/16-18UNF
HUMC-0404N-	1/4	1/4	37.84	14.22	4.35	15.9	9/16-18UNF
HUMC-0804N-	1/2	1/4	41.87	14.22	10.22	23.8	7/8-14UNF
HUMC-0806N-	1/2	3/8	41.87	14.22	7.53	23.8	7/8-14UNF
HUMC-0808N-	1/2	1/2	46.74	19.05	10.22	23.8	7/8-14UNF
HUMC-1212N-	3/4	3/4	55.63	19.05	15.75	33.3	1 1/4-18UNF
HUMC-1616N-	1	1	62.74	23.88	22.1	42.4	1 1/2-20UNF

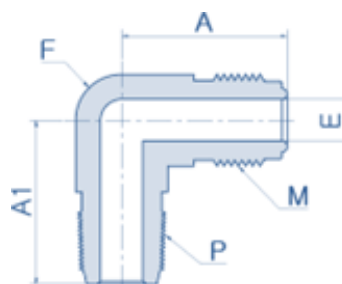
2.4.2. HUME - UCR Male Elbow

Part No.	UCR Size (inch)	Thread Size P-NPT (mm)	Dimensions (mm)				M
			A	A1	E	F	
HUME-0404N-	1/4	1/4	27.18	27.18	4.35	15.95	9/16-18UNF
HUME-0806N-	1/2	3/8	36.83	32	10.22	23.8	9/16-18UNF
HUME-0808N-	1/2	1/2	36.83	36.83	10.22	23.8	7/8-14UNF
HUME-1212N-	3/4	3/4	48.8	43.5	15.75	33.3	7/8-14UNF

HUMC



HUME



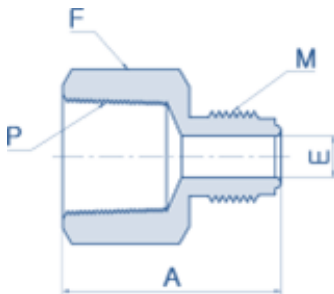
2. UCR Threaded Fittings

2.4. UCR To Thread

2.4.3. HUFC - UCR Female Connector

Part No.	UCR Size (inch)	Thread Size P-NPT (mm)	Dimensions (mm)			M
			A	E	F	
HUFC-0402N-	1/4	1/8	35.8	4.35	15.9	9/16-18UNF
HUFC-0404N-	1/4	1/4	39.1	4.35	19.05	9/16-18UNF
HUFC-0806N-	1/2	3/8	44.7	7.53	23.81	7/8-14UNF
HUFC-0808N-	1/2	1/2	50.5	10.22	26.98	7/8-14UNF
HUFC-1212N-	3/4	3/4	59.9	15.75	33.33	1 1/4-18UNF
HUFC-1616N-	1	1	63.8	22.1	41.27	1 1/2-20UNF

HUFC





ECM COMPONENTS - FLOWLINK

165 Avenue des Cocardières, ZAC VIA DOMITIA

34160 Castries, France

Tel: +33 (0) 4 67 61 12 02

E-mail: contact@ecmcomponents.com

Website: flowlinksa.com

